




TUBULAR

Item code	86.S001.3321.02
Product type	Indoor
Category	Pendants
Family	TUBULAR


Pictograms

220
240 V


850°

CRI
80



On
Off

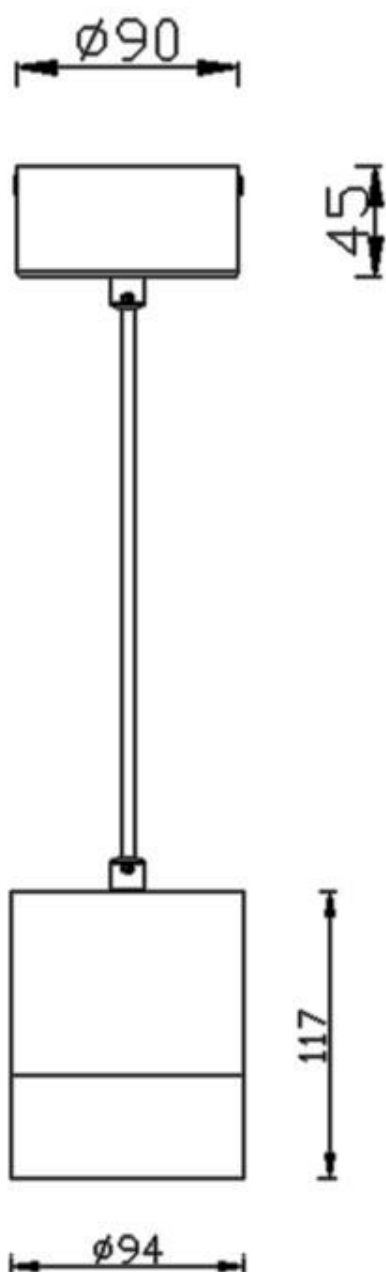


IP
20

50000h
L80B10

Scheme

Product	
Real power (W)	20
Real luminous flux (Lm)	1800
Luminous efficiency (Lm/W)	90
Beam angle (°)	24
Life time (h)	50000h L80B10
IP	20
Chip Brand	Philip
Control gear	ON-OFF
Colour temperature (K)	3000
Colour consistency (SDCM)	SDCM<3
CRI	80



Photometry

